



You Just Launched Your WordPress Site.

NOW WHAT?

JEREMY ENGLERT

@jeremyenglert

Project Manager & Developer
at NeatlyPressed and Materiell

@neatlypressed



2011

Design and develop WordPress websites for enterprise, government, and education clients.

2017

We recognized our client's needs for maintenance and support services and NeatlyPressed was born!

@neatlypressed

**LAUNCHING YOUR
WORDPRESS SITE IS
ALWAYS EXCITING.**



CONGRATS!

JOB'S NOT OVER

Wait, what?

Development?

~2-3 MONTHS

Maintenance?

FOREVER!

SECURITY.

UPDATES.

BACKUPS.

FIRST



SECURITY



Pick a Security Tool That's Right For You

OBVIOUS TIP

PREVENT ISSUES

...from happening in the first place...

RECOMMENDATION


MANAGED WORDPRESS HOSTS

SERVER-SIDE SECURITY

WordPress-specific web application firewalls
proactive threat detection and malware scans
resource isolation
rate limiting



HOSTS



WPENGINE



PANTHEON



PAGELY

Panttheon Security \

Relentless, around the clock commitment to website security

Panttheon's platform is built for agencies and organizations who don't compromise on website security. We protect your Drupal and WordPress sites with secure infrastructure, carefully configured access to resources, and best practices around data safety and retention.

The platform provides:

Container-based infrastructure

One-click core updates

Denial of service protection

Automated security monitoring

Network intrusion protection

HTTPS with custom certificate

SAML/SSO/2FA

Role-based change management

Automated backup and retention

Secure code and database access

Secure integration to resources

Secure datacenters

WHEN FEASIBLE

IMPLEMENT SERVER-SIDE SECURITY

OTHERWISE

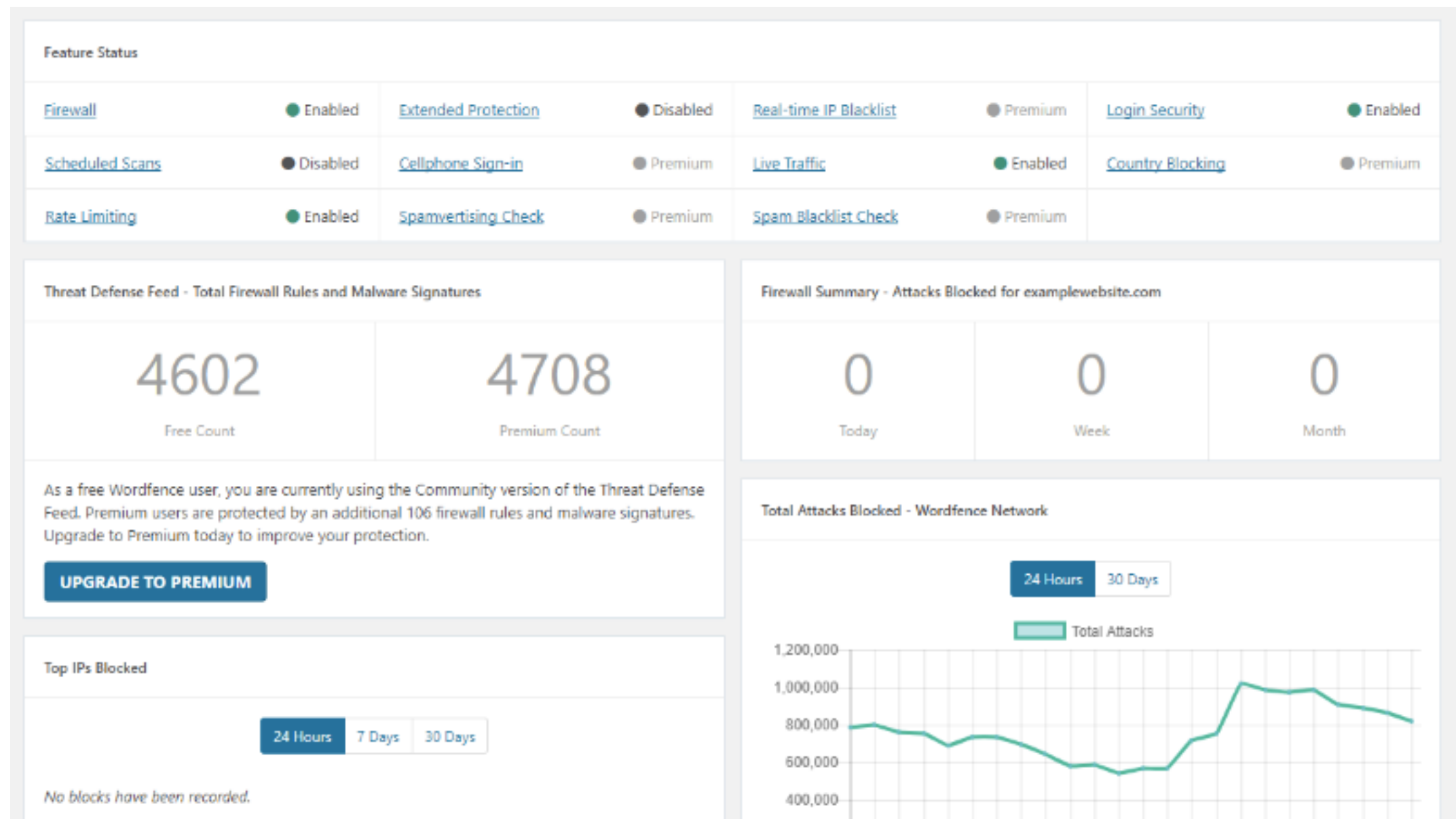
WORDPRESS SECURITY PLUGIN

RECOMMENDATIONS



TIGHT BUDGET?

WordFence offers firewalls in its free version.



THINGS GO WRONG

**YEAH, IT
HAPPENS**

...so have a plan in place...

**EVERYBODY HAS A PLAN
*UNTIL THEY GET
PUNCHED IN THE MOUTH.***

MIKE TYSON

ALWAYS TRUE

**SECURITY
BREACHES
ARE STRESSFUL**

HAVING A PLAN

**HELPS MAKE
RIGHT
DECISIONS**

GOOD APPROACH?

1

MAINTENANCE MODE

to prevent damage to your brand.

2

RESTORE YOUR SITE

from a recent clean backup!

KNOW HOW TO

ENABLE MAINTENANCE MODE

...QUICKLY...

You can quickly ***manually trigger*** by ***uploading a file to the root*** folder of your site via FTP. All you need is a file named **.maintenance**

CONTAINING THIS LINE OF CODE

```
<?php $upgrading  
    = time();?>
```

VISITORS SEE

“Briefly unavailable for scheduled maintenance. Check back in a minute.”

CUSTOMIZE MESSAGE

Upload a file named
maintenance.php to your
.../wp-content root folder

KNOW HOW TO

RESTORE SITE FROM BACKUP

...and test backups...

LIVE BY

THE LEAST PRIVILEGE PRINCIPLE

“Only give a user
or tool as *little* access
as it needs to do its job.”

USER PERMISSIONS

Only give them what they need.

Name

Username *Username cannot be changed.*

Role

- Subscriber
- Contributor
- Author
- Editor
- ✓ Administrator
- No role for this site —

First Name

Last Name

Nickname (required)

Display name publicly as

CONSIDER

TWO-FACTOR AUTHENTICATION

...a technique used by government agencies, banks and military institutions...

TWO-FACTOR AUTHENTICATION

Relies on something you know and something in your possession.

Wordfence

Dashboard
Posts
Media
Pages
Comments
Appearance
Plugins
Users
Tools
Settings

Wordfence

Dashboard
Scan
Firewall
Live Traffic
Tools
Options
Protect More Sites
Collapse menu

Cellphone Sign-in

Wordfence Live Activity: Wordfence used 9.88MB of memory for scan. Server peak memory usage was: 20.13MB

Password Audit Whois Lookup **Cellphone Sign-in** Diagnostics

[Learn more about Cellphone Sign-in](#)

Enable Cellphone Sign-in

Our Cellphone Sign-in uses a technique called "Two Factor Authentication" which is used by banks, government agencies and military world-wide as one of the most secure forms of remote system authentication. We recommend you enable Cellphone Sign-in for all Administrator level accounts.

Username to enable Cellphone Sign-in for:

Code generation mode:

☒ Use authenticator app

☐ Send code to a phone number:

Format: +1-123-555-5034

ENABLE CELLPHONE SIGN-IN

Cellphone Sign-in Users

	User	Mode	Status
Delete	sampleuser	Authenticator	Cellphone Sign-in Enabled

TRACK CHANGE & ACTIVITY

SECURITY AUDIT LOG

SECURITY AUDIT LOG

Figure out who broke it.

Audit Log Viewer					
Show 10 Items		149 items << < 2 of 15 > >>			
Code	Type	Date	Username	Source IP	Message
5006		2014-05-18 02:20:12 PM	kypri	127.0.0.1	Activated theme "Independent Publisher", installed in C:\xampp\htdocs\wp-content/themes/independent-publisher
5005		2014-05-18 02:19:57 PM	kypri	127.0.0.1	Installed theme "Independent Publisher" in C:\xampp\htdocs\wp-content/themes/independent-publisher
2045		2014-05-18 02:19:03 PM	kypri	127.0.0.1	Moved the meta-2 widget from Primary Sidebar to Content Sidebar
2044		2014-05-18 02:18:50 PM	kypri	127.0.0.1	Deleted the archives widget from Primary Sidebar
2043		2014-05-18 02:18:39 PM	kypri	127.0.0.1	Modified the archives widget in Primary Sidebar
2042		2014-05-18 02:18:24 PM	kypri	127.0.0.1	Added a new archives widget in Primary Sidebar
4002		2014-05-18 02:18:02 PM	admin	127.0.0.1	Changed the role of user kypri from editor to administrator
2041		2014-05-18 02:17:03 PM	kypri	127.0.0.1	Changed the date of custom post testete of type movie from 2014-05-18 14:16:29 to 2014-05-18 11:16:29
2040		2014-05-18 02:16:50 PM	kypri	127.0.0.1	Changed the visibility of custom post testete of type movie from Public to Password Protected
2041		2014-05-18 02:16:29 PM	kypri	127.0.0.1	Changed the date of custom post testete of type movie from 2014-05-18 14:16:17 to 2014-05-18 14:16:29
Code	Type	Date	Username	Source IP	Message
Show 10 Items		149 items << < 2 of 15 > >>			

CREATE A PLAN TO

MONITOR PERFORMANCE

*because performance testing
is an ongoing process.*

EXAMPLE

$$\text{-1 sec} = \text{+1\%}$$

LOAD TIME CONVERSION RATE

INTUIT

EXAMPLE

30%

USERS

expects

<1sec


PAGE TO LOAD

AKAMAI

EXAMPLE



LOAD TIME



RANKING

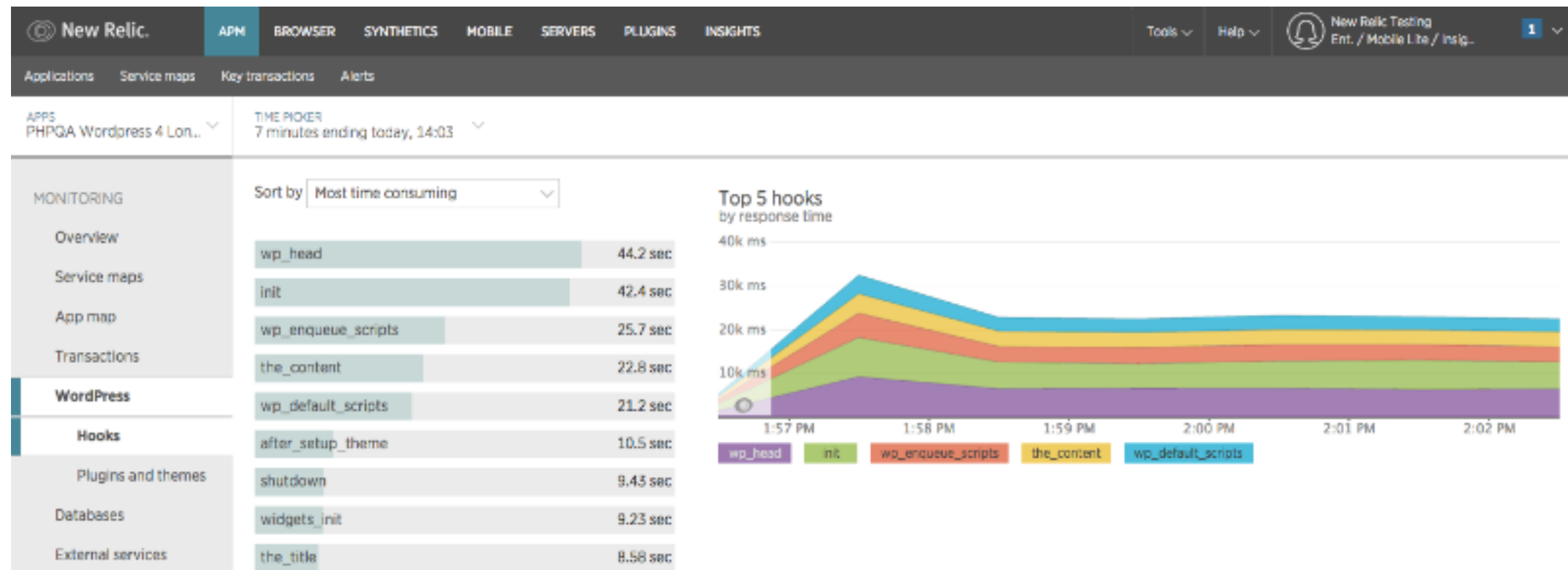
GOOGLE

LOAD TIMES



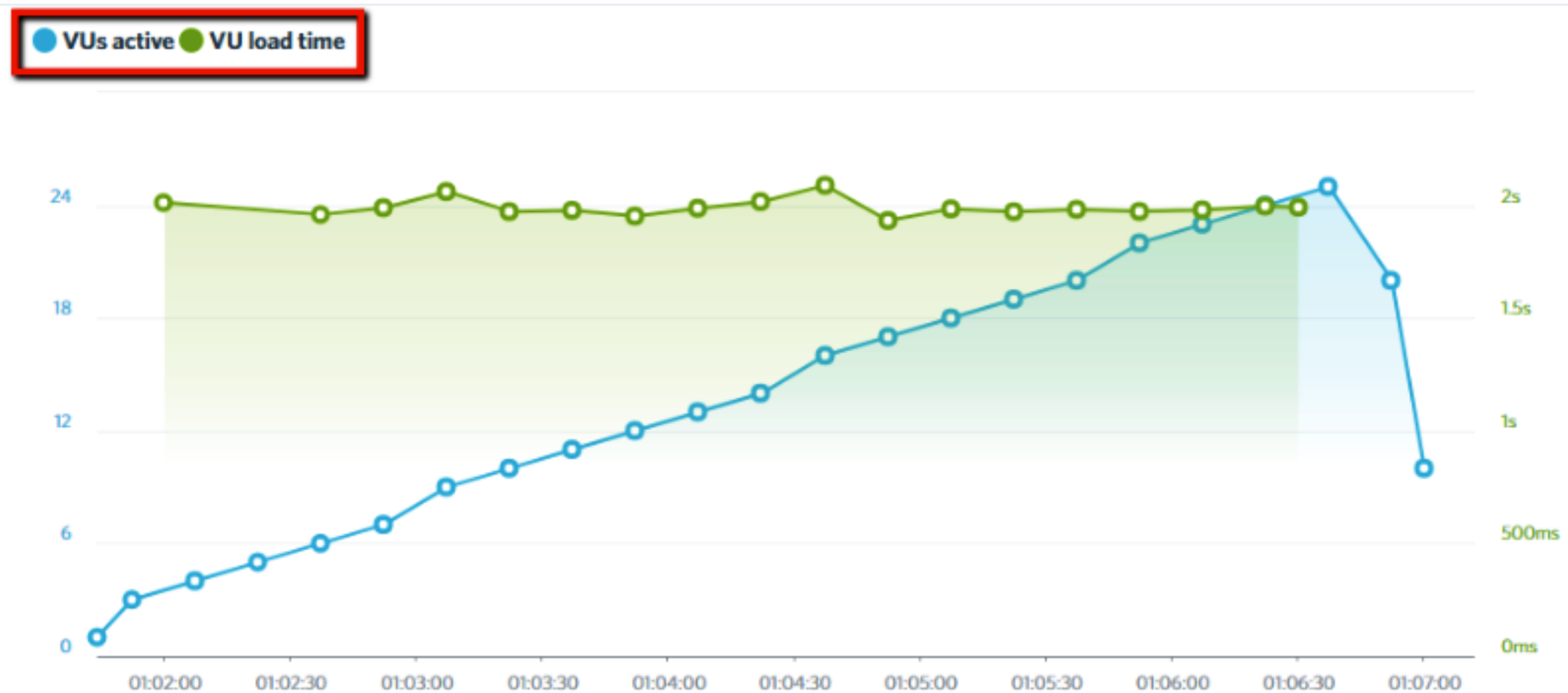
	Starter \$11.95 /mo	Standard \$37.00 /mo	MOST POPULAR Advanced \$72.00 /mo	Professional \$199 /mo
	START FREE TRIAL	START FREE TRIAL	START FREE TRIAL	START FREE TRIAL
Uptime checks ? Monitor your website every minute from different locations and it counts as just one check.	10	50	80	250
Check interval	1 min	1 min	1 min	1 min
Public status page	✓	✓	✓	✓
Tags	✓	✓	✓	✓
Select test location	✓	✓	✓	✓
Threshold alerting	✗	✓	✓	✓
Multi user login ?	✗	✗	3 users	5 users
Invoice payment available	✗	✗	✗	✓
Advanced checks ? Check important page transactions or identify on the page what is fast, slow, too	1	3	5	25

ENTERPRISE TESTING & OPTIMIZATION

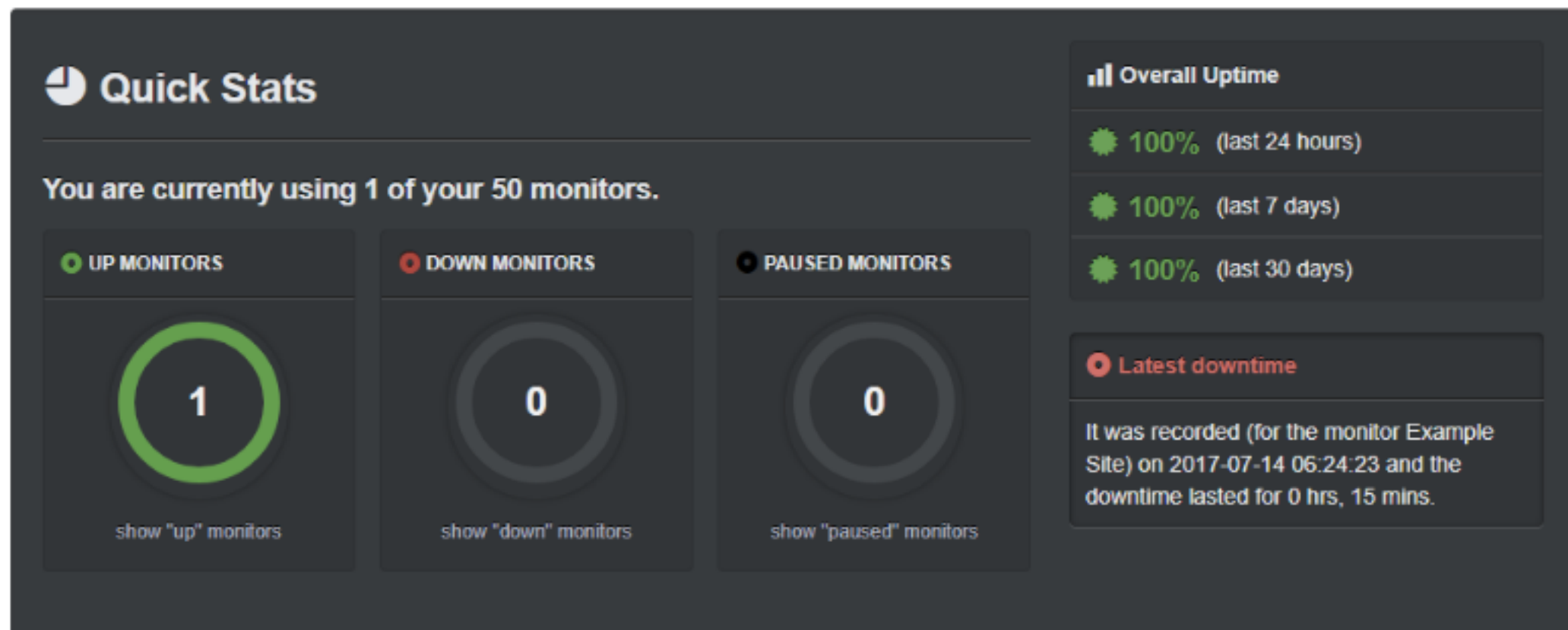


STRESS & LOAD TESTING

BlazeMeter



UPTIME MONITORING



PROCESS FOR

SAFELY HANDLING UPDATES

UPDATES ARE
AN ABSOLUTE
NECESSITY

UPDATES CAN
BREAK THINGS,
HOWEVER SMALL

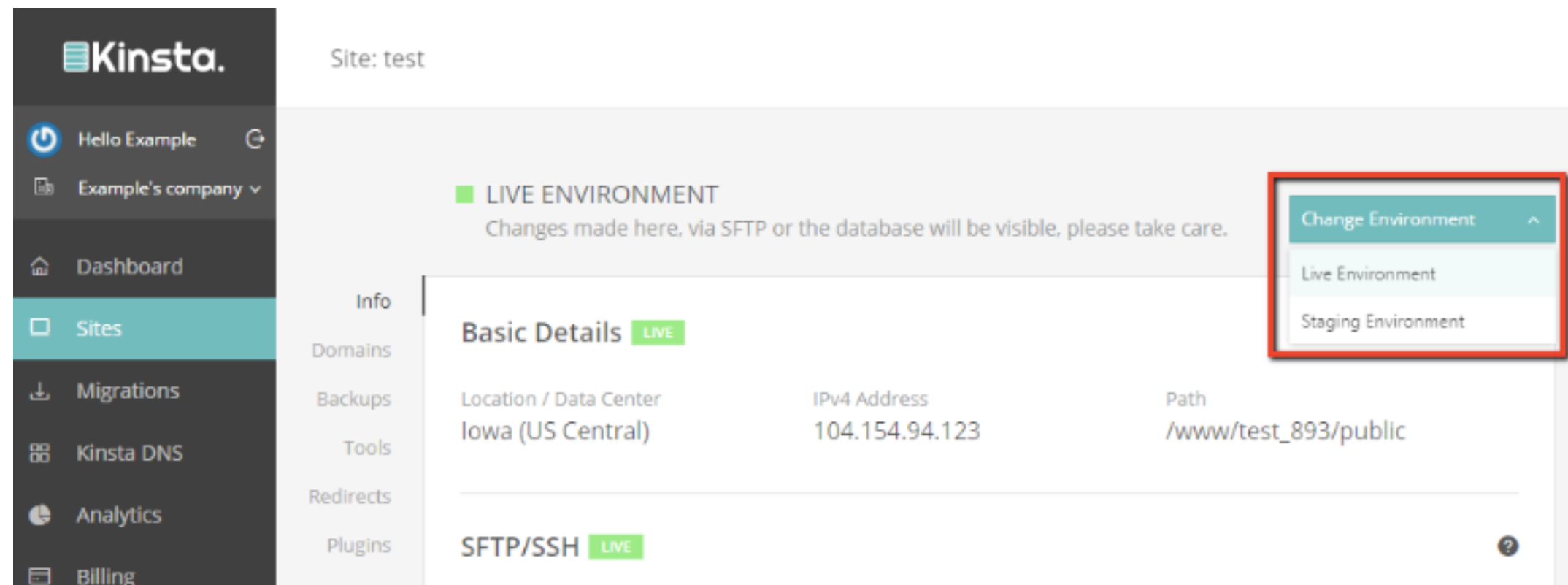
TEST UPDATES BEFORE GOING LIVE

**USE A
STAGING
ENVIRONMENT**

**HOW DO YOU
MAKE ONE?**

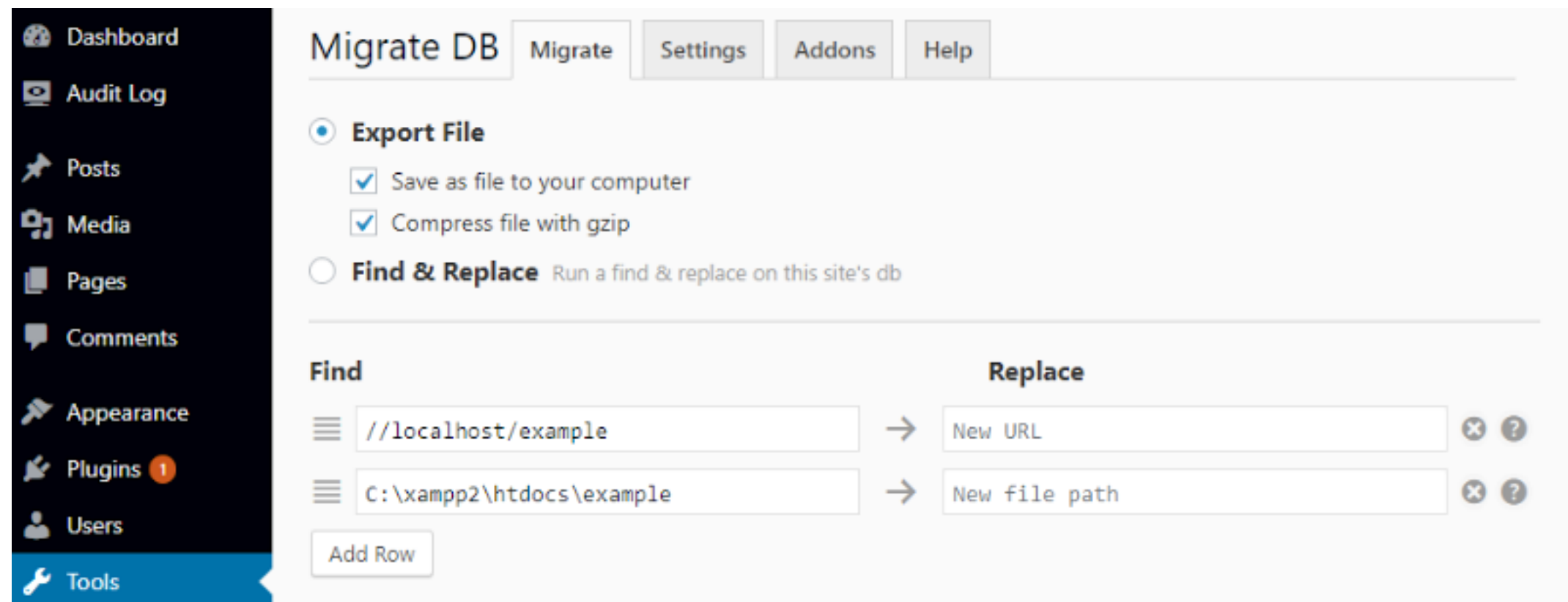
EASY AS PUSHING A BUTTON

The easiest way to get access to a staging site is to use a managed WordPress host that offers dedicated staging functionality.



CREATE YOUR OWN

*First, manually copy over your WordPress site's files.
Then, use the **WP Migrate DB plugin** to properly clone your database and fix data serialization issues:*



READ CHANGELOGS

**CATCH
POTENTIAL
ISSUES**

before they happen!

CREATE

TAKE REGULAR BACKUPS

...and make sure they work...

SOLID BACKUP PLUGIN OPTION



[DASHBOARD](#)
[BACKUPS](#)
[SECURITY](#)
[STATS](#)
[ACTIVITY](#)
[SETTINGS](#)

BACKUPS

[Jump to a month...](#)
[Backup Now](#)

August 2013

				1	2	3
4	5	6	7	8	9	10
11	12	13	14	15	16	17
18	19	20	21	22	23	24
25	26	27	28	29	30	31

July 2013

	1	2	3	4	5	6
7	8	9	10	11	12	13
14	15	16	17	18	19	20
21	22	23	24	25	26	27
28	29	30	31			

June 2013

						1
2	3	4	5	6	7	8
9	10	11	12	13	14	15
16	17	18	19	20	21	22
23	24	25	26	27	28	29
30						

May 2013

Latest Backups	Posts	Pages	Comments	Themes	Plugins	Uploads		
Aug 5 11:08 am	4,657	22	45,833	11	30	305,323	Download	Restore
Aug 5 8:08 am	4,657	22	45,832	11	30	305,323	Download	Restore

PRACTICE 3-2-1

SAFE BACKUP STORAGE

Keep a minimum of **3** copies of your data, including original

Keep your backups on at least **2** different media

Store at least **1** backup offsite, e.g. in a cloud environment

**1 oz of Prevention
= 1 lb Of Cure**

QUESTIONS?

THANK YOU!

@jeremyenglert

@neatlypressed

